

BC Influenza Surveillance

2017 - 2018 Season

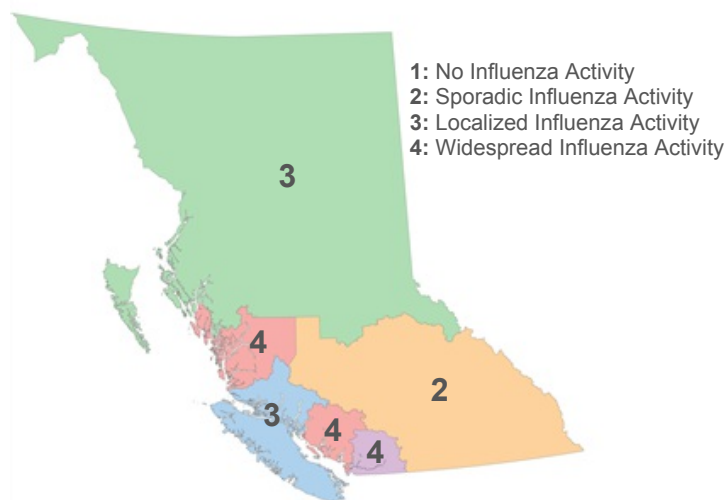
Week 1 (December 31 to January 6, 2018)



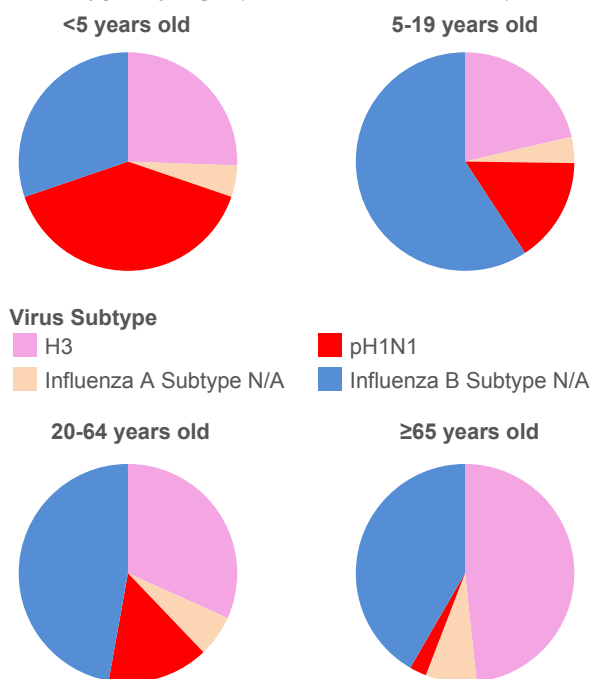
BC Centre for Disease Control
An agency of the Provincial Health Services Authority

- Influenza activity remains elevated in BC
- In week 1, influenza positivity at the BCCDC Public Health Laboratory remained >40%, with a mix of influenza types A and B detected
- Influenza B detections are greater for this period than in previous years
- Among influenza A, A(H3N2) remains the dominant subtype
- Some surveillance indicators have plateaued or decreased slightly but it is too early to determine if the seasonal peak has been reached

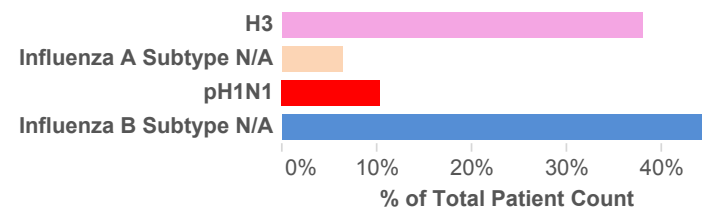
Influenza Activity Level by Health Authority



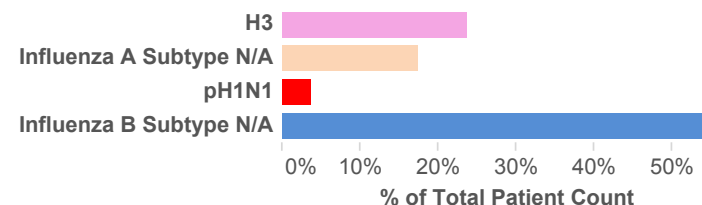
Virus Subtype by Age (2017-18 Season YTD)



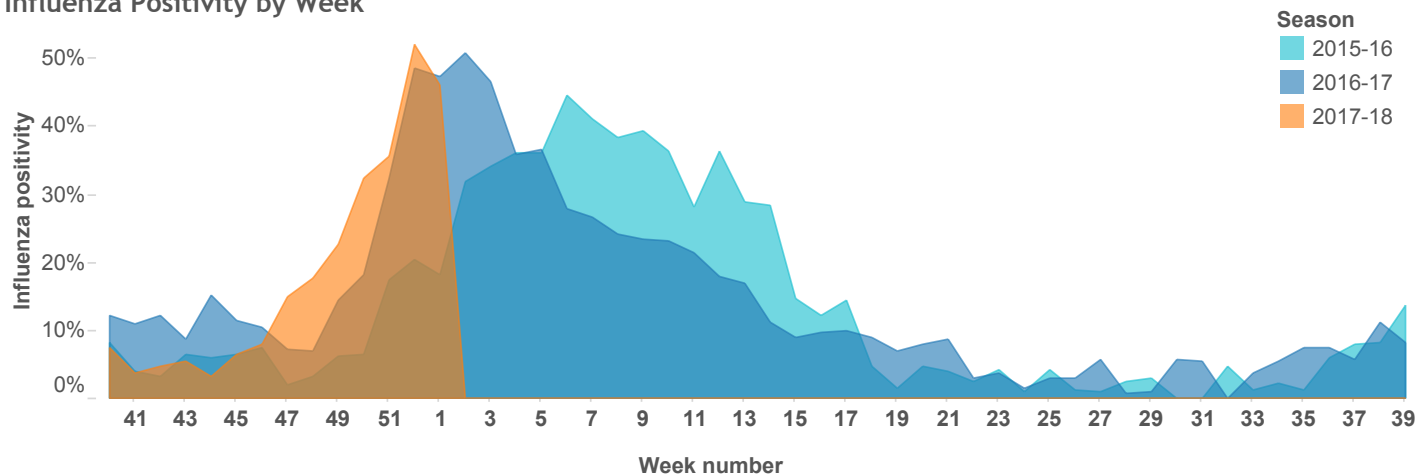
Virus Subtypes (2017-18 Season YTD)



Virus Subtypes (Week 1)



Influenza Positivity by Week



Note: Week 40 corresponds to the first week of October. Data Source: BCCDC Public Health Laboratory; current to January 10, 2018.